

GLAZING BEADS  
APRIL 2024



WE CARE  
WE ACT



## PREFACE

The information provided in this manual should be treated as guidance only. VEKA UK Group cannot control how the information is interpreted and therefore, cannot be held responsible for any failure. Regulations regarding Health & Safety of operatives, along with relevant Building Regulations should be strictly adhered to, as such, VEKA UK Group cannot be held responsible for any failure to comply with them. This statement does not affect the Fabricators statutory rights.

The copyright of this manual remains the property of VEKA UK Group. This document may not be copied or used for any other purpose than intended without the prior written consent of VEKA UK Group.

Do not scale drawings in this manual. Any drawings shown are visual representations only. VEKA UK Group reserves the right to alter designs, specifications and descriptions without prior notice as part of our policy for continuous development and improvement.

# CONTENTS

4	Introduction
5	M70 Bead Diagrams
6	Matrix FS Bead Diagrams
7	Matrix FR Bead Diagrams
8	Imagine Bi-fold Bead Diagrams
9	Imagine Patio Bead Diagrams
10	Imagine VS Bead Diagrams
11	Halo Rustique bead diagrams
12	Halo System 10 Bead Diagrams
13	Flush Sash Bead Diagrams
14	Halo Top Swing Bead Diagrams
15,16	Bead Tables
17	Amendments

## INTRODUCTION

The purpose of this document is to illustrate all the glazing bead options for all the systems VEKA produce. In the following pages you will see the most commonly used beads in diagrams to help you understand the look of the bead in the profiles. VEKA offer a vast range of beads that work for multiple systems. Included in this document are the standard and non standard glazing options for all VEKA systems.

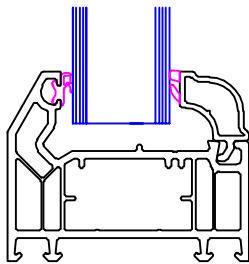
The information provided in these documents should be treated as guidance only. VEKA PLC cannot control how the information is interpreted and therefore cannot be held responsible for any failure.

Regulations regarding health and safety of operatives along with relevant building regulations should be strictly adhered to, VEKA plc therefore cannot be held responsible for any failure to comply with them. This statement does not affect the user's statutory rights.

Do not scale drawings in the technical documents. The drawings shown are visual representations only.

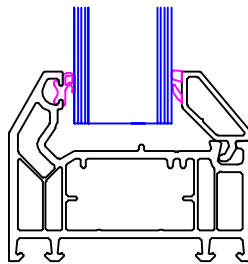
VEKA Plc. has made every effort to ensure that the information contained within any documents released is correct at the time of publication, but cannot be held responsible for any errors or omissions and reserve the right to change designs, specifications and products at any time without prior notice as part of our continuous improvement programme. We do not guarantee that our documents will be free from errors or omissions. In the event of the discovery of an error or any out of date information please contact [technical@veka.com](mailto:technical@veka.com) and every effort will be made to clarify the information or rectify were required.

# M70



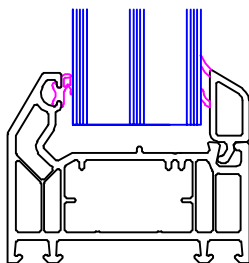
107153

# 28mm Glazing



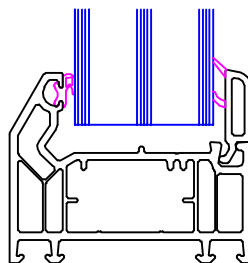
107154

# 28mm Glazing



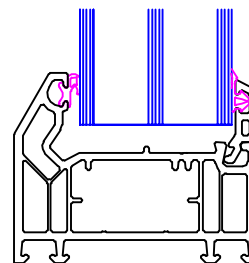
107218

# 36mm Glazing



107228

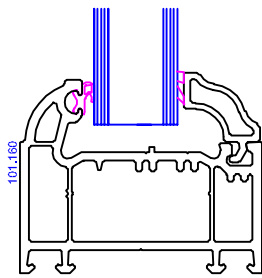
# 40mm Glazing



107156

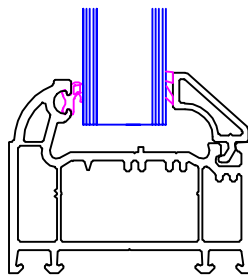
# 44mm Glazing

# MATRIX FULLY SCULPTURED



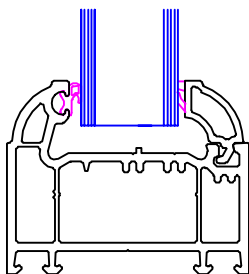
107167

# 24mm Glazing



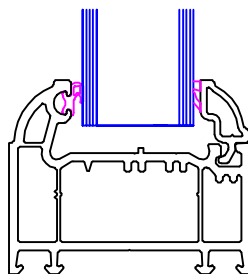
107168

# 24mm Glazing



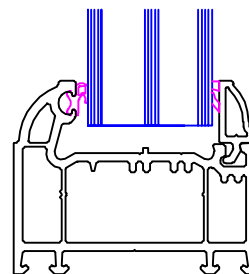
107155

# 28mm Glazing



107162

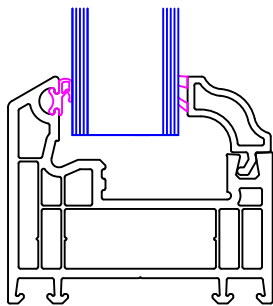
# 32mm Glazing



107169

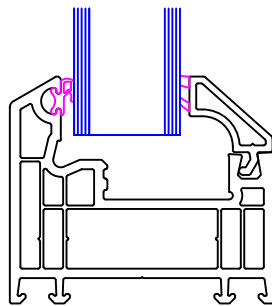
# 36mm Glazing

# MATRIX FULLY REVERSIBLE



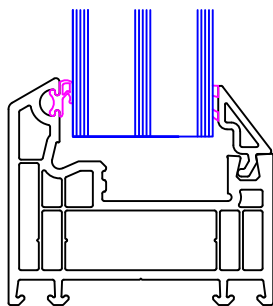
107167

# 28mm Glazing



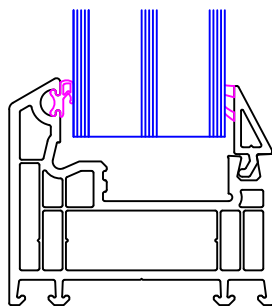
107168

# 28mm Glazing



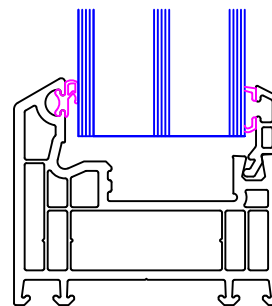
107166

# 36mm Glazing



107163

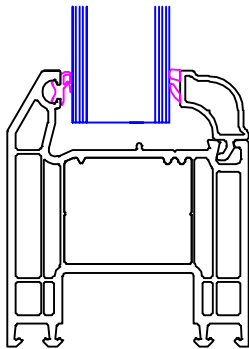
# 40mm Glazing



107156

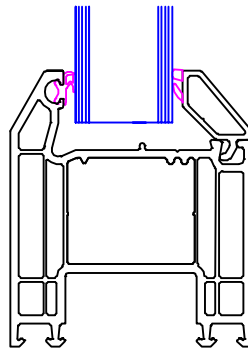
# 44mm Glazing

# IMAGINE BI-FOLD



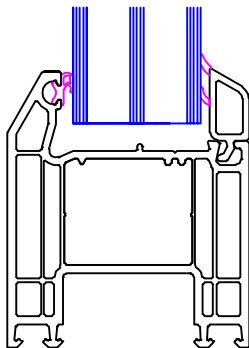
107153

# 28mm Glazing



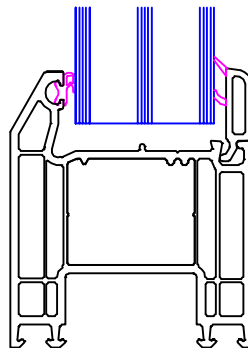
107154

# 28mm Glazing



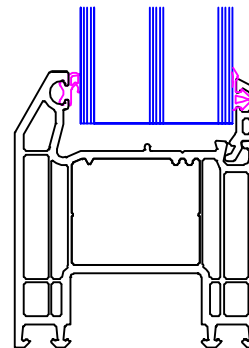
107218

# 36mm Glazing



107228

# 40mm Glazing

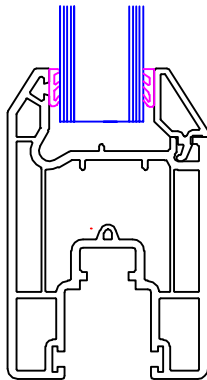


107156

# 44mm Glazing

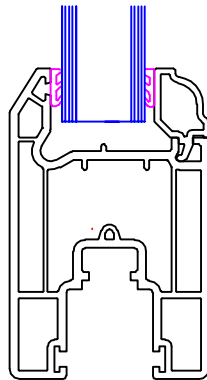


# IMAGINE PATIO



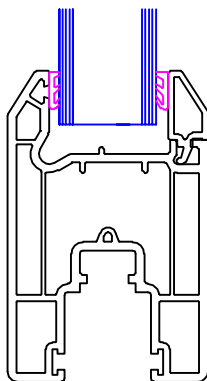
707429

# 24mm Glazing



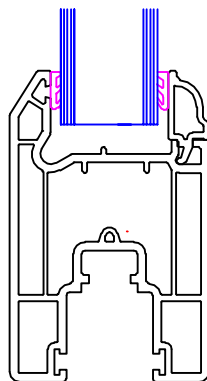
707431

# 24mm Glazing



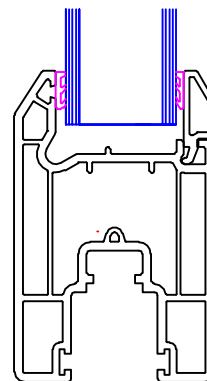
707427

# 28mm Glazing



707432

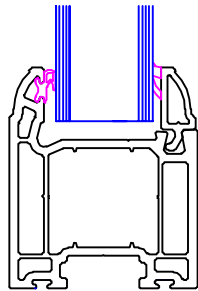
# 28mm Glazing



707426

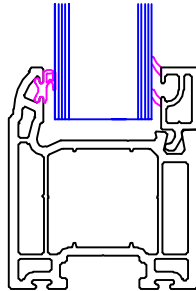
# 32mm Glazing

## IMAGINE VERTICAL SLIDER



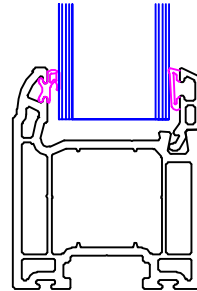
107169

# 28mm Glazing



107118

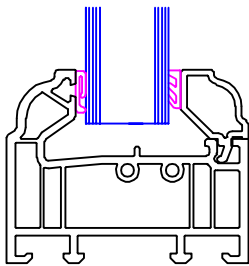
# 28mm Glazing



107156

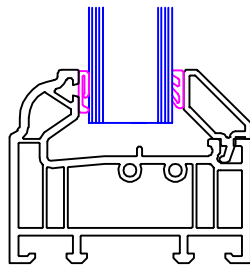
# 32mm Glazing

# HALO RUSTIQUE



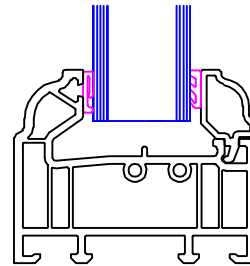
707430

# 24mm Glazing



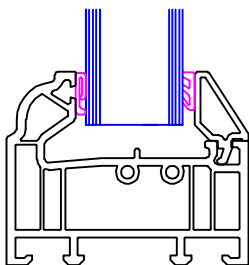
707428

# 24mm Glazing



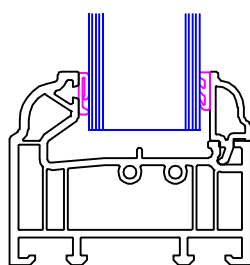
707431

# 28mm Glazing



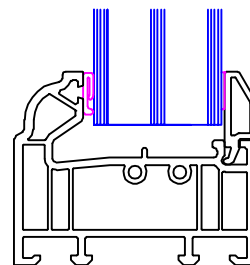
707429

# 28mm Glazing



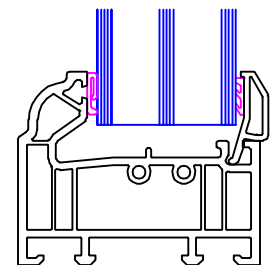
707432

# 32mm Glazing



707426

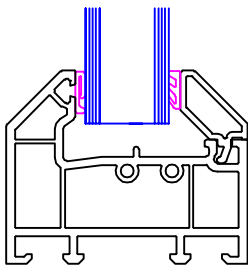
# 36mm Glazing



707437

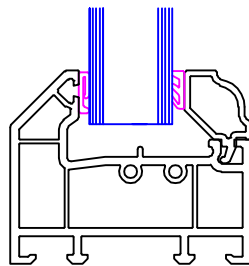
# 40mm Glazing

# HALO SYSTEM 10



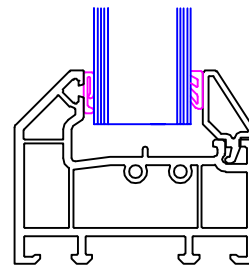
707428

# 24mm Glazing



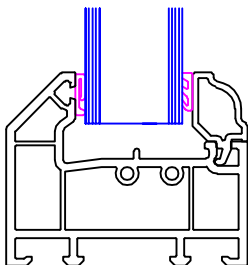
707430

# 24mm Glazing



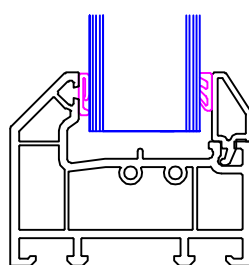
707429

# 28mm Glazing



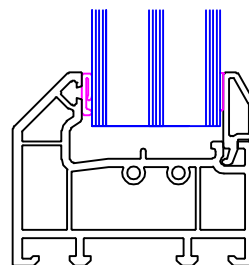
707431

# 28mm Glazing



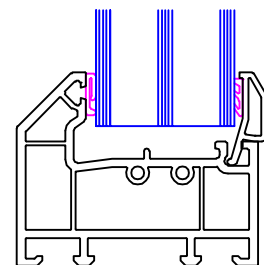
707437

# 32mm Glazing



707426

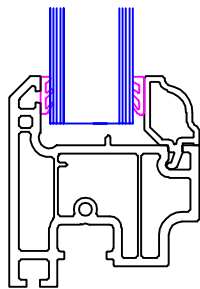
# 36mm Glazing



707437

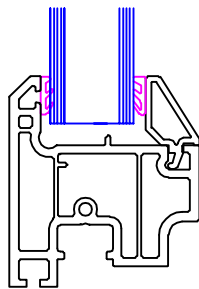
# 40mm Glazing

# FLUSH SASH



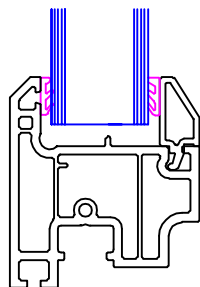
707431

# 24mm Glazing



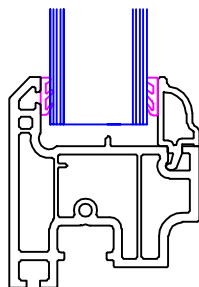
707429

# 24mm Glazing



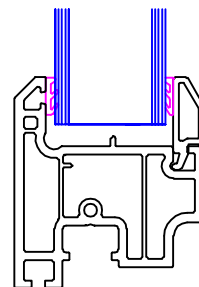
707427

# 28mm Glazing



707432

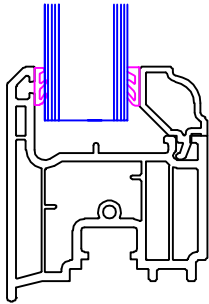
# 28mm Glazing



707426

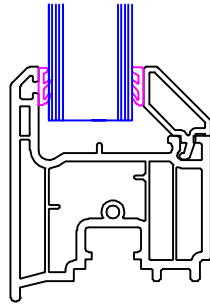
# 32mm Glazing

# HALO TOP SWING



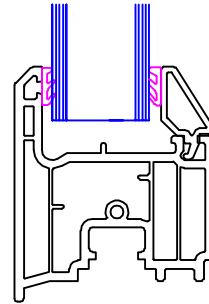
707430

# 24mm Glazing



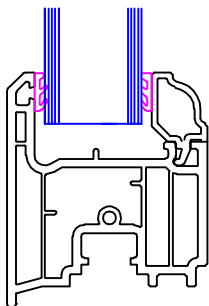
707428

# 24mm Glazing



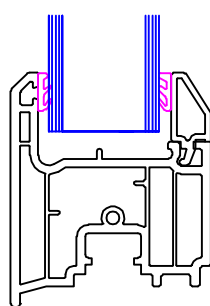
707429

# 28mm Glazing



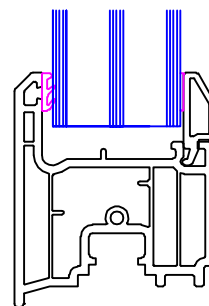
707431

# 28mm Glazing



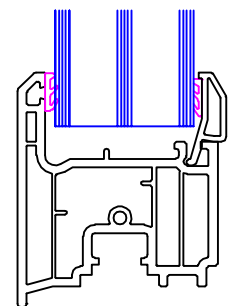
707437

# 32mm Glazing



707426

# 36mm Glazing

















707437









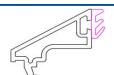


# 40mm Glazing

## BEAD TABLES

The tables below show the theoretical glazing thickness in each system. Sizes are in millimetres and based on standard PCE gaskets.

Part	Image	M70 / Imagine Bi fold	Matrix FS	Matrix FR	Imagine VS
107118		39	36	40	28
107155		31	28	32.5	21
107156		43	40	44	32
107162		35	32	36	24
107163		39	36	40	28
107166		35	32	36	24
107167		27	24	28	16
107168		27	24	28	16
107169		39	36	40	28
107153		28	25	29	18
107154		28	25	29	18
107218		36	33	37	26
107228		40	37	41	30
107156		44	41	45	34

# BEAD TABLES

Part	Image	System 10 / Rutique	Imagine Patio	Top swing	Smart sash	Flush sash
707426		36	32	36	48	32
707427		32	28	32	44	28
707428		24	20	24	36	20
707429		28	24	28	40	24
707430		24	20	24	36	20
707431		28	24	28	40	24
707432		32	28	32	44	28
707433		6	~	6	18	~
707434		16	12	16	28	12
707435		~	~	~	28-parting bead	~
707437		40	~	40	~	36





VEKA plc

Farrington Road  
Rossendale Road Ind. Est.  
Burnley, Lancashire  
BB11 5DA

Tel: 01282 716611  
Fax: 01282 725257  
salesenquiry@veka.com  
www.veka.co.uk



Images are for illustration purpose only. We reserve the right to change product specification at any time.  
Due to the limitations of the printing process we recommend that an accurate colour swatch is requested prior to ordering.  
The company cannot accept any responsibility for colours or images shown in this brochure.  
All information within this brochure is correct at time of going to print.

v02/21 | Company No. 01626563 | VAT No. GB 497951576

